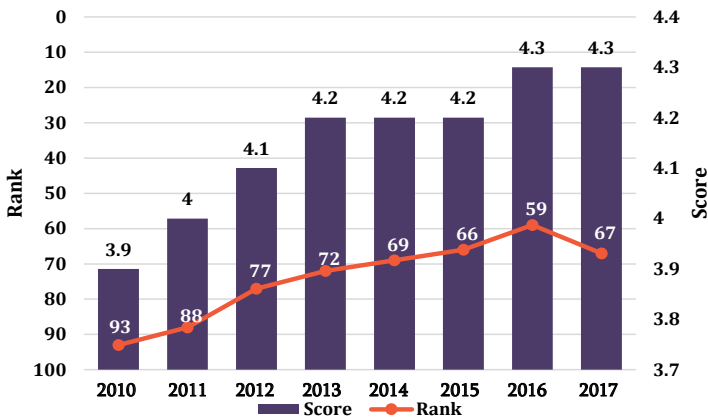


Positions in international rankings are an important indicator of how a country is performing with regard to its economic, social and political environment. In this bulletin, Georgia's positions in international rankings and their dynamics will be reviewed based on recent data.

The Global Competitiveness Index



Source: The Global Competitiveness Index reports (2010-2017)

Georgia was ranked 67th among 137 countries in the World Economic Forum's Global Competitiveness Index¹ in 2017.

This represented a drop of eight places in the rankings compared to the previous year, the first time Georgia had gone down in the rankings since 2009.

Among the so-called pillars measured to calculate the Global Competitiveness Index in 2017, Georgia scored best in terms of its macroeconomic environment (48th place) while it was least competitive in terms of innovation (118th place).

Among the Eastern Partnership countries² in 2017, Azerbaijan was the top performer in this Global Competitiveness Index (35th place), while Moldova held the lowest position in the index (89th place).

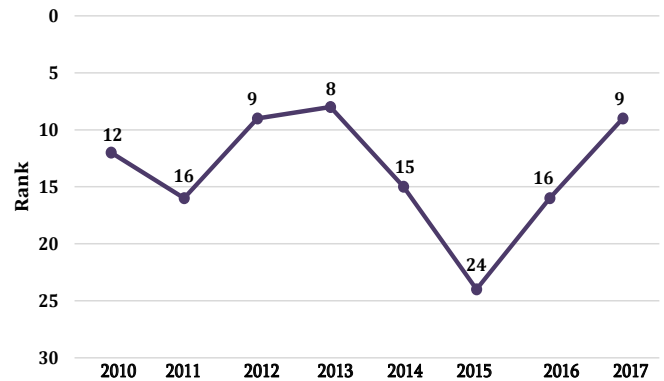
The Ease of Doing Business

Georgia was ranked 9th among 190 countries in the Ease of Doing Business³ ranking in 2017.

Compared to 2016 Georgia improved its position in the Ease of Doing Business ranking by seven places.

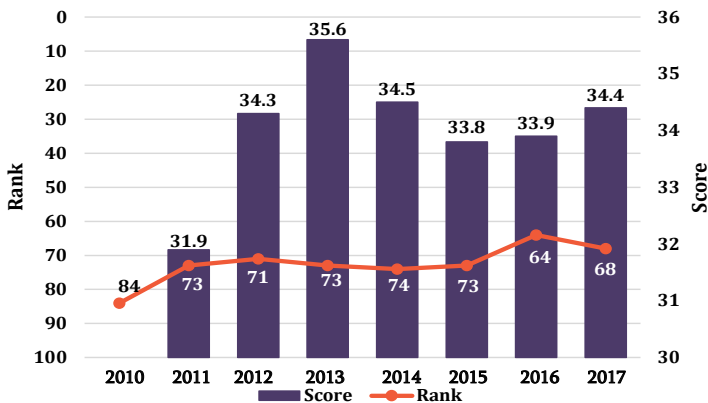
Among the ten indicators of the Ease of Doing Business ranking in 2017, Georgia's best result was in the protecting minority investors indicator (2nd place) while its lowest position was in the trading across borders indicator (62nd place).

Among the Eastern Partnership countries in 2017, Georgia was the top performer in this Ease of Doing Business ranking (9th place), while Ukraine fared the worst (76th place).



Source: The Ease of Doing Business reports (2010-2017)

The Global Innovation Index



Source: The Global Innovation Index reports (2010-2017)

Georgia ranked 68th among 127 countries in the Global Innovation Index⁴ in 2017.

Georgia's position in the Global Innovation Index ranking in 2017 was a drop of four places compared to 2016. Between 2014 and 2016, Georgia had been steadily rising in this ranking.

Among the seven pillars of the Global Innovation Index, Georgia performed best in the institutions pillar (47th place) but fared worst in business sophistication assessment (101st place).

Among the Eastern Partnership countries in 2017, Ukraine was the top performer in this Global Innovation Index (50th place), while Belarus occupied the worst position in the index (88th place).

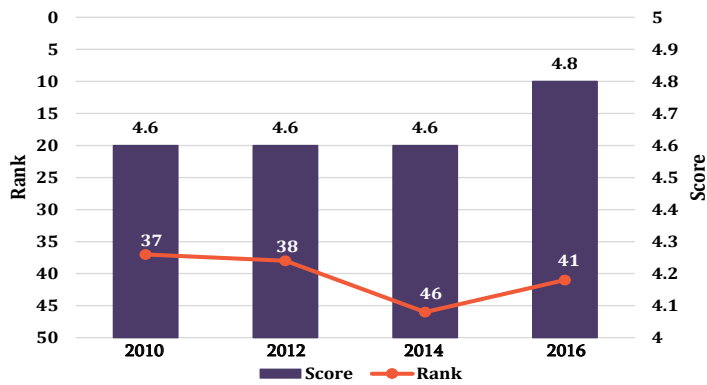
¹The World Economic forum's Global Competitiveness Index consists of 12 pillars, combining 114 indicators.

²Eastern Partnership countries: Georgia, Armenia, Azerbaijan, Moldova, Belarus, and Ukraine.

³The Ease of Doing Business ranking is published by the World Bank, and consists of 10 indicators, made up of 49 sub-indicators.

⁴The Global Innovation Index is published by Cornell University, INSEAD (The Business School for the World) and the World Intellectual Property Organization (WIPO). The index consists of seven pillars, comprising 81 indicators.

The Enabling Trade Index



Source: The Enabling Trade Reports (2010, 2012, 2014, 2016)

Georgia ranked 41st among 136 countries in the latest release of the World Economic Forum's Enabling Trade Index⁵ (in 2016 report, 4.8 score).

In 2016 Georgia's position in the Enabling Trade Index improved by five places compared to 2014.

Among the various pillars on which the ranking is calculated, in 2016 Georgia performed best in the domestic market access pillar (9th place) and worst in availability and quality of transport services (98th place).

Among the Eastern Partnership countries in 2016, in the Enabling Trade Index Georgia was the top performer (41st place), while Ukraine occupied the worst position (95th place).

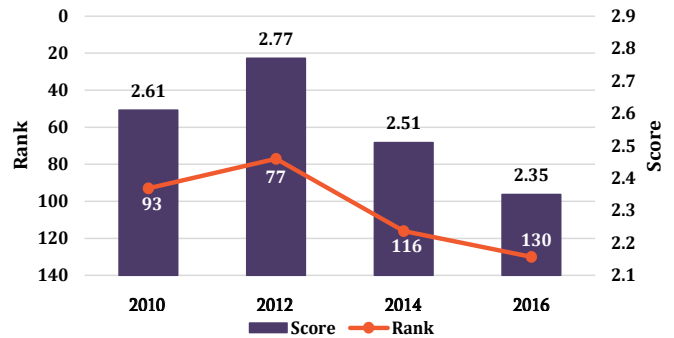
The Logistics Performance Index

In the World Bank's 2016 Logistics Performance Index⁶ Georgia ranked 130th among 160 countries (2.35 points).

Georgia's position in the Logistics Performance Index worsened by 14 places compared to 2014.

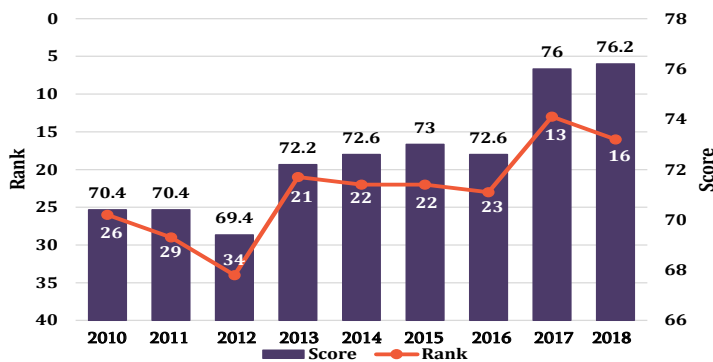
In 2016, among the six pillars of the Global Logistics Performance Index Georgia performed best in the tracking and tracing pillar (112th place), and worst in the logistics quality and competence pillar (146th place).

Among the Eastern Partnership countries in 2016, Ukraine was the top performer in the Logistics Performance Index (80th place), while Armenia occupied the lowest position (141st place).



Source: The Logistics Performance index reports (2010, 2012, 2014, 2016)

The Economic Freedom Index



Source: The Economic Freedom Index reports (2010-2018)

In the Heritage Foundation's Economic Freedom Index⁷ Georgia ranks 16th among 180 countries in 2018.

Georgia's position in 2018 Economic Freedom Index represents a fall of three places compared to the previous year.

In 2018, among the 12 indicators of the Economic Freedom Index, Georgia scored highest in the fiscal health indicator (91.8 score), and lowest in the financial freedom indicator (60 score).

Among the Eastern Partnership countries in 2018, Georgia is the top performer in the Economic Freedom Index (16th place), while Ukraine ranks lowest (150th place).

Basic Economic Indicators	2015	I 2016	II 2016	III 2016	IV 2016	2016	I 2017*	II 2017*	III 2017*
Nominal GDP (mln USD)	13988.1	3046.7	3734.2	3828.9	3788.2	14377.9	3201.1	3802.1	4106.9
GDP Per Capita (USD)	3766.6	818.9	1003.7	1029.2	1018.2	3864.6	860.9	1022.6	1104.5
GDP real growth (%)	2.9%	2.9%	3.1%	2.6%	2.8%	2.8%	5.3%	4.9%	4.4%
Consumer Price Index (annual average)	4.0%					2.1%			
Foreign Direct Investment (USD)	1576	394	408.6	505.5	275.8	1583.8	404.5	347.5	594.5
Unemployment Rate (%)	12%					11.8%			
External Public Debt (mln USD)	4315	4396	4404	4461	4515	4515	4581	4855	5006
Poverty Rate (relative)	20.1%					20.6%			

⁵The World Economic Forum's Global Enabling Trade Index is published once every two years. The last report was published in 2016. The index consists of seven pillars, comprising 57 indicators.

⁶The World Bank's Logistics Performance Index is published every two years. The last report was published in 2016. The index consists of six pillars.

⁷The Economic Freedom Index is published by the Heritage Foundation, and consists of 12 indicators.