



Research



EMPLOYMENT TRACKER

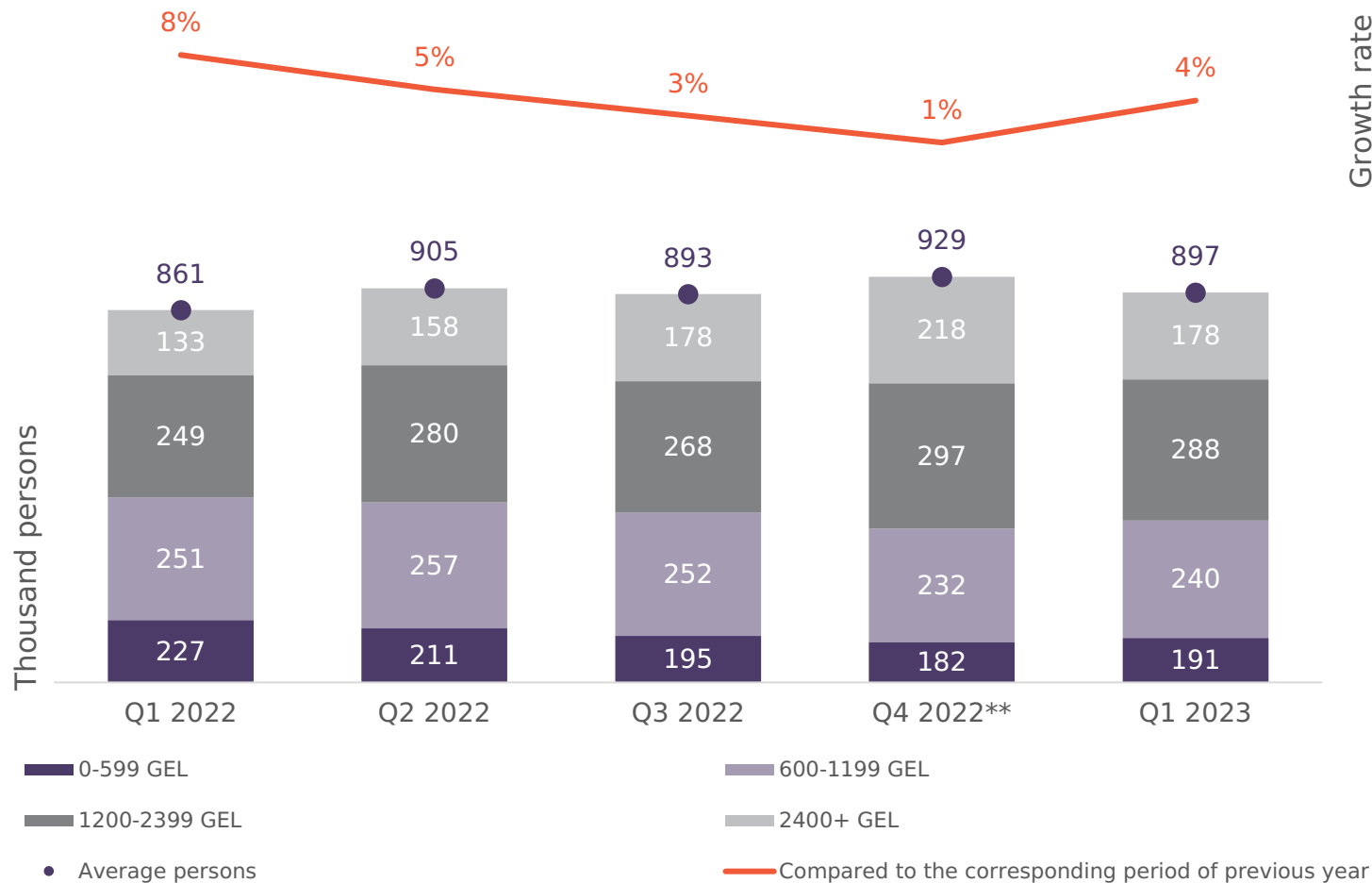


August 2023

www.pmcresearch.org



AVERAGE NUMBER OF PERSONS RECEIVING SALARY



Growth rate

- 👤 In July 2023, the number of persons receiving a monthly salary increased by 4.7% compared to the corresponding period of 2022 and by 7.1% compared to the corresponding period of 2021.
- 👤 In July 2023, the share of persons receiving a monthly salary up to 600 GEL amounted to 17.1%, which was 4.0 percentage points less than the corresponding period of 2022, and 8.5 percentage points lower than the corresponding period of 2021.
- 👤 In July 2023, the share of persons receiving a monthly salary of 2,400 GEL and more amounted to 26.6%, which was 4.8 percentage points more compared to the corresponding period of 2022, and 8.9 percentage points higher than the corresponding period of 2021.
- 👤 In July 2023, the number of persons receiving a monthly salary of 9,600 GEL and more, increased by 27.5% compared to 2022 and 63.0% compared to 2021. The share of persons receiving a monthly salary of 9,600 GEL and more amounted to 2.0% in July 2023.

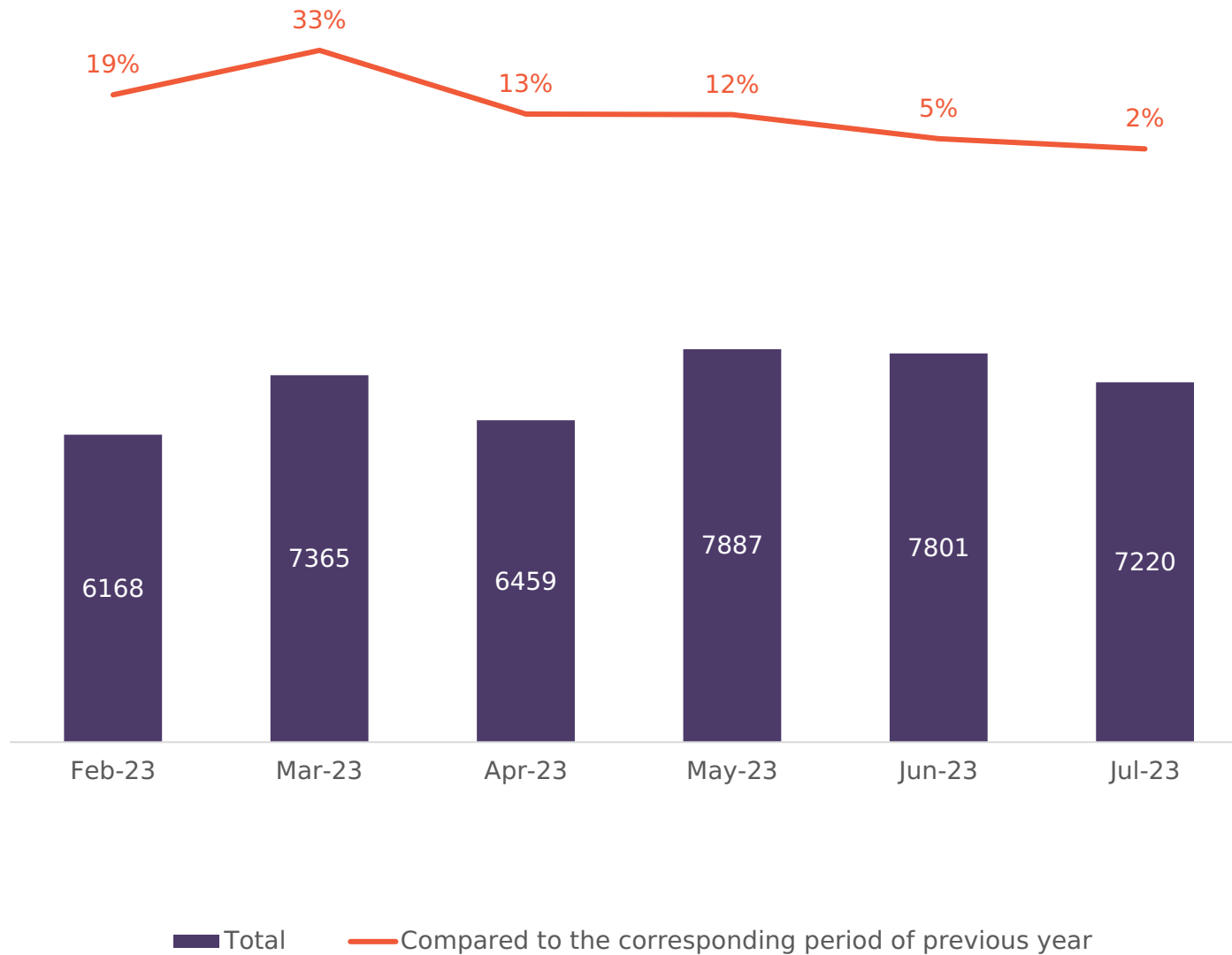
Source: Revenue Service*

* The data provided by Revenue Service is not final and might slightly increase. (Last viewed on 20.08.2023). The data represents gross salaries.

** The decrease of the share of 0-599 GEL and 600-1199 GEL categories in the Q4 of 2022 was largely due to a notable number of people receiving the 13th salary in December.



TOTAL VACANCIES PUBLISHED ON **Jobs.ge**



Growth rate

- In 2023, from February to July, the total number of vacancies published on jobs.ge amounted to 42,900, which was 12.8% higher compared to the corresponding period of 2022.
- In July 2023, compared to June 2023, the total number of vacancies published on jobs.ge decreased by 7.4%.

Source: Jobs.ge

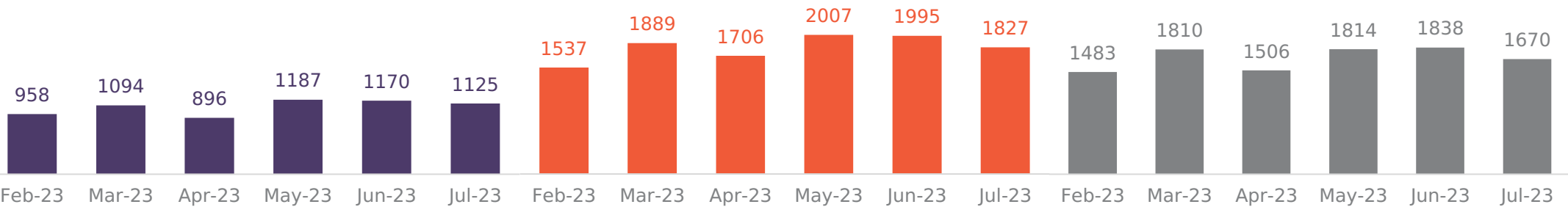


VACANCIES PUBLISHED ON **Jobs.ge** BY CATEGORIES

Logistics, Transport, Distribution

Sales, Procurement

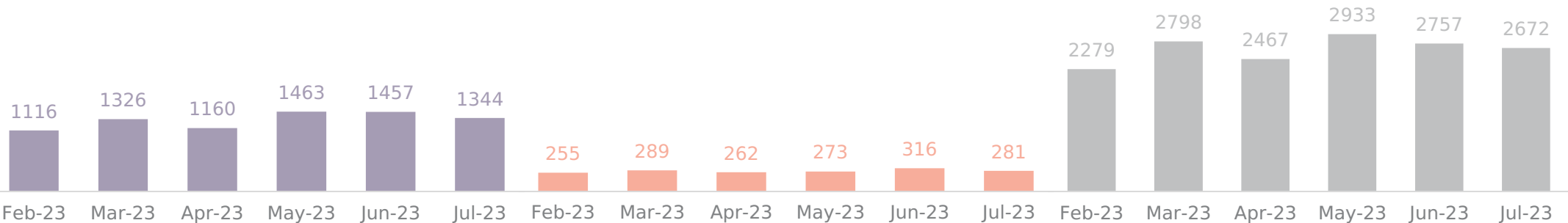
Administration, Management



Finance, Statistics

IT, Programming

Other



Source: Jobs.ge

🔗 In 2023, from February to July, a total of 7,866 vacancies were published in the field of finance, statistics, which was 43.1% higher than the corresponding period of 2022 and 99.0% higher compared to the corresponding period of 2021.

🔗 In 2023, from February to July, a total of 10,961 vacancies were published in sales, procurement, which was 0.1% higher compared to the corresponding period of 2022 and 62.8% higher compared to the corresponding period of 2021.

🔗 In 2023, from February to July, a total of 10,121 vacancies were published under administration, management, which was 29.2% higher compared to the corresponding period of 2022, and 77.2% higher compared to the corresponding period of 2021.



LABOR MARKET INDICATORS

	2020 Q4	2021 Q1	2021 Q2	2021 Q3	2021 Q4	2022 Q1	2022 Q2	2022 Q3	2022 Q4	2023 Q1	2023 Q2
Number of people in the labor force (thousands)	1505.7	1447.2	1559.1	1592	1536.1	1490.7	1551.5	1609.4	1554.7	1551.1	1594.3
Number of employed people (thousands)	1197.9	1129.7	1214.6	1281.2	1244.2	1201.1	1269.9	1358.6	1305.2	1271.9	1327.4
Number of hired employed people (thousands)	805.1	782.8	831.7	861.9	841.1	817.7	867.9	913.8	884.1	863.5	916.7
Number of self-employed employed people (thousands)	391.9	345.7	381.8	418.6	402.4	382.3	401.2	444.3	420.4	407.7	410.2
Number of unemployed people (thousands)	307.8	317.5	344.6	310.8	291.9	289.6	281.6	250.7	249.5	279.2	266.9
Labor force participation rate (%)	50.0	48.3	51.4	52.8	51.2	49.9	51.5	53.5	52.7	52.0	53.2
Employment rate (%)	39.8	37.7	40.1	42.5	41.5	40.2	42.2	45.2	44.2	42.6	44.3
Unemployment rate (%)	20.4	21.9	22.1	19.5	19.0	19.4	18.1	15.6	16.1	18.0	16.7
Average nominal monthly salary (GEL)	1314.7	1256.2	1328.0	1368.5	1463.8	1446.5	1541.3	1595.0	1773.7	1716.6	-

Source: National Statistics Office of Georgia



DISCLAIMER

The PUBLICATIONS presented on the website are prepared by PMC Research Center only for informational and/or marketing purposes. Nothing in the PUBLICATIONS constitute, or is meant to constitute, advice of any kind, and the reader is responsible for their interpretation of all content and acknowledges that any reliance thereupon shall be entirely at their risk. PMC Research Center cannot be held liable for any claims arising as a result of the reader's use of the materials.

The PUBLICATION is presented "as is" without any representations or warranties, expressed or implied.

Without prejudice to the general message of the first paragraph above, PMC Research Center does not guarantee that:

- the PUBLICATION will be constantly available; or
- the information contained in the PUBLICATION is complete, true, accurate, or non-misleading.

PMC Research Center reserves the right to modify the contents of PUBLICATIONS from time to time as it deems appropriate.

PMC Research Center absolves itself of any liability of violations of other parties' rights, or any damage incurred as a consequence of using and applying any of the contents of PMC Research Center's PUBLICATIONS. PMC Research Center will not be liable to the reader (whether under contract law, tort law, or otherwise) in relation to the contents of, use of, or other form of connection with, the PUBLICATION.

The reader accepts that, as a limited liability entity, PMC Research Center has an interest in limiting the personal liability of its officers and employees. The reader agrees that they will not bring any claim personally against PMC Research Center's officers or employees with respect to any losses suffered by the reader in connection with the PUBLICATION.

The reader agrees that the limitations of guarantees and liabilities set out in the PUBLICATION disclaimer protect PMC Research Center's researchers, officers, employees, agents, subsidiaries, successors, assignees, and sub-contractors as well as PMC Research Center itself.

If any provision of this disclaimer is, or is found to be, unenforceable under applicable law, that will not affect the enforceability of the other provisions of the PUBLICATION disclaimer.

Giorgi Khishtovani

Research Director

g.khishtovani@pmcginternational.com

Sopho Basilidze

Researcher

s.basilidze@pmcginternational.com

Shota Matcharashvili

Junior Researcher

sh.matcharashvili@pmcginternational.com

Address: 61 Aghmashenebeli Avenue, 3rd floor,
Tbilisi 0102, Georgia.

Tel: (+995 32) 2921171, 2921181

Email: research@pmcginternational.com

Website: pmcresearch.org